


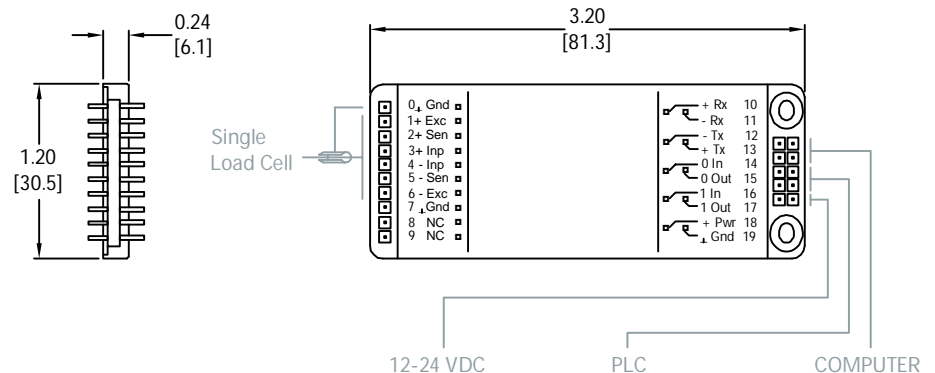
GLDU 69.1 is a high accuracy, high stability load cell digitalizer. Ideal for applications where there is high dead load to live load relationship. Perfect for filling and packaging machines.



## FEATURES

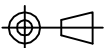
- Supports any weighing or reference application, which requires precision beyond normal.
- Offers extreme stability over time and temperature.
- Internal precision reference 2.000.0mV/V for mV/V calibration.
- Eases the design of any digital device dealing with a load cell input.
- Communicates via a RS 422/485 full duplex interface in 32 node networks or point to point.
- A graphic presentation, analysis and set up PC program, DOP is available.

## DIMENSIONS




## APPLICATIONS


- The GLDU 69.1 is often used as calibration equipment by quality inspectors and manufactures of load cells and test machines.




# load cell digitizer GLDU 69.1




DIN TS35 rail mounted :



Load cell mounted :



PCB mounted :



## SPECIFICATIONS

Input and A/D	
Linearity	<0.002 % of full scale
Load cell excitation voltage	5 Vdc polarity shifting at 172Hz
Load cell drive capability	R <sub>LC</sub> 250-2000 ohm
Load cell wiring system	6 wires inclusive sense
Load cell input range	±3.2 mV/V equivalent to ±16 mVdc
Load cell input resolution	<20nV/increment.
A/D-performance	172 updates/second; 1000000 incr. resolution
Analog LP filter performance	3 Hz; 20 db/decade
Digital LP filter performance	3-0.2Hz; 40db/decade, selectable in 6 steps
Averaging period (display output)	5 updates/second, variable rolling averaging
General I/O's	
Hardware interfaces	RS485, 32 nodes or RS422 -full duplex
Data transmission, rates	9.6; 19.2; 38.4; 57.6; 115.2 kB
Data transmission, protocol	Get results or auto transmit
Output data rate	21-172 updates/second
Logic inputs	-
Logic outputs	-
Power supply	12-24Vdc max 100mA (12-14 Vdc if R <sub>LC</sub> <200ohm)
Influences	
Temperature effect on Zero	Typical 1ppm/°K, Max 2ppm/°K
Temperature effect on Span	Typical 1ppm/°K, Max 2ppm/°K
Temperature range	Operating: -10°C/+40°C; Storage -20°C/+60°C
Long term stability of Zero	Typical 5ppm/year at room temperature
Relative humidity	0-95 % non condensing
EMI	10 V/m (1-2000 MHz)
General I/O protection, all pins	Reversed polarity, excess voltage and surge
Vibration	2.5 G operational; 5 G non-operational
Protection, environment	IP40
Dimensions	
Height /length/width	H 6mm excl. pins; L 81.3mm; W 30.5mm
Weight	27 g (1 oz)
I/O pins	2x5 pins, 2.54 mm pitch; 1x10 pins, 2.54 mm pitch
Standards	
CE EMC directive 89/336	EN 61326/A1 Table A.1. passed
Certificate of approval	Cert.no. DK 0199-R76-03.01. (EN45.501)
Certified accuracy	Class III: 10000e; 0,1 µV/VS1

## ACCESSORIES/ OPTIONAL

- Enclosures : A number of metal or plastic enclosures are available, all IP65 proofed.
- Extensions : A number of Unit Adaptors provides screw terminals, fuse protection, DIN TS35 rail mounting and data bus-converters.  
The Unit Adaptors can be built to specific customer demand.